

FORMING LINES - SEIMPLEKAMP

PART #100-237 CHAIN DOG, TAKEOVER CHAIN



#6 RETURN CONVEYOR CHAIN DOGS

PART #100-238-L CHAIN DOG, LEFT HAND
 PART #100-238-R CHAIN DOG, RIGHT HAND
 PART #100-238M-L CHAIN DOG, LEFT HAND, METRIC
 PART #100-238M-R CHAIN DOG, RIGHT HAND, METRIC

PART #100-239-L CHAIN DOG, LEFT HAND
 PART #100-239-R CHAIN DOG, RIGHT HAND
 PART #100-239M-L CHAIN DOG, LEFT HAND, METRIC
 PART #100-239M-R CHAIN DOG, RIGHT HAND, METRIC

#5 RETURN CONVEYOR CHAIN DOGS






SMALL DIAMETER ROLLER NOSE ASSEMBLIES

PART #100-280 ROLLER NOSE ASSEMBLY
 PART #100-280A ROLLER NOSE ASSEMBLY, WITH HOLES
 PART #100-280B ROLLER NOSE ASSEMBLY, WITH SLOTS
 PART #100-280C ROLLER NOSE ASSEMBLY, SHORT WITH HOLES
 PART #100-280D ROLLER NOSE ASSEMBLY, SHORT WITH SLOTS







ORIENTATION DISCS



PART #	OUTSIDE Ø	CENTER STYLE	CENTER Ø	THK.	SCALLOP STYLE
100-324KK	15.75"	ROUND, 2 FLATS	Ø3.165", FLATS @ 2.848"	14 Ga.	
100-324LL	14.57"	ROUND, 2 FLATS	Ø3.165", FLATS @ 2.848"	14 Ga.	
100-324MM	15.75"	ROUND, 2 FLATS	Ø3.165", FLATS @ 2.848"	14 Ga.	



FORMING LINES - SEIMPLEKAMP

PART #	OUTSIDE Ø	CENTER STYLE	CENTER Ø	THK.	SCALLOP STYLE
100-324NN	14.57"	ROUND, 2 FLATS	Ø3.165", FLATS @ 2.848"	14 Ga.	
18-324OO	20.44"	ROUND, 2 FLATS	Ø5.188", FLATS @ 4.961"	16 Ga.	
18-324PP	15.75"	ROUND, 2 FLATS	Ø3.150", FLATS @ 2.835"	2 mm	
18-324QQ	14.57"	ROUND, 2 FLATS	Ø3.150", FLATS @ 2.835"	2 mm	
18-324RR	15.75"	ROUND, 2 FLATS	Ø3.150", FLATS @ 2.835"	2 mm	
18-324SS	14.57"	ROUND, 2 FLATS	Ø3.150", FLATS @ 2.835"	2 mm	

PART #100-362 #60 CHAIN ATTACHMENT, PRESS LUG CHAIN DOG PIN



LARGE DIAMETER ROLLER NOSE ASSEMBLIES

PART #100-482 ROLLER NOSE ASSEMBLY, EXTENDED BODY
 PART #100-482A ROLLER NOSE ASSEMBLY, STANDARD BODY

PART #100-585 ORIENTATION DISC, ROUND ID, 13.75 OD X 2.313 ID X 16 Ga.



PART #100-620 ORIENTATION DISC, ROUND ID WITH TAB,
 11.75 OD X 3.025" ID WITH 1/2" X 1/4" TAB X 18 Ga.

FORMING LINES - SEIMPLEKAMP

- PART #100-725A DOFFING ROLL DISC, 8 POINT CENTER, CARBIDE TIPPED
11.22" OD X 2.530" SQUARE ID X .119" THK.
- PART #100-725B DOFFING ROLL DISC, ROUND CENTER WITH FLAT, CARBIDE TIPPED
14.33" OD X Ø3.525", FLAT @ 3.445" ID X .119 THK.
- PART #100-725C DOFFING ROLL DISC, ROUND CENTER WITH FLAT, CARBIDE TIPPED
11.43" OD X Ø3.445", FLAT @ 1.683" ID X .119 THK.



- PART #100-736A ORIENTATION WIPER DISC ASSEMBLY
- PART #100-736B ORIENTATION WIPER DISC, ROUND CENTER WITH 1 FLAT
- PART #100-736C ORIENTATION WIPER BLADE



- PART #100-737 ORIENTATION DISC, ROUND CENTER WITH 1 FLAT
23.50" OD X 3.140" ID, FLAT @ 3.002" X 16 Ga.



MATING SECTION SCREEN DOGS

- PART #100-743A-L SCREEN DOG ASSEMBLY, LEFT HAND
- PART #100-743A-R SCREEN DOG ASSEMBLY, RIGHT HAND
- PART #100-743-L SCREEN DOG, LEFT HAND
- PART #100-743-R SCREEN DOG, RIGHT HAND

- PART #100-747A DOFFING ROLL DISC, 11.44" OD X 3.165" ID, FLATS @2.845" X .156" THK.
- PART #100-747B DOFFING ROLL DISC, 11.44" OD X 3.165" ID, FLATS @2.845" X .156" THK.
- PART #100-747C DOFFING ROLL DISC, 11.44" OD X 3.165" ID, FLATS @2.845" X .156" THK.



- PART #100-748A-L DOFFING ROLL END DISC ASSEMBLY, LEFT HAND
- PART #100-748A-R DOFFING ROLL END DISC ASSEMBLY, RIGHT HAND

- PART #100-754G ORIENTATION ROLL SHAFT ASSEMBLY



FORMING LINES - SEIMPLEKAMP

PART #100-754H ORIENTATION ROLL SHAFT ASSEMBLY



PART #100-759A-L PRESS DOG, LEFT HAND
PART #100-759A-R PRESS DOG, RIGHT HAND